

Sea Fog and Visibility Threat Assessment

Port Locations		Wed Apr 24			Thu Apr 25			Fri Apr 26			Sat Apr 27			Sun Apr 28			Mon Apr 29			Tue Apr 30							
		6am	12pm	6pm	12am	6am	12pm	6pm	12am	6am	12pm	6pm	12am	6am	12pm	6pm	12am	6am	12pm	6pm	12am	6am	12pm				
Brownsville, TX	Local Time (UTC -5)																										
	12 Hour Fog Threat	Low	Low		Mod	Low	Low	Low	Low	Low	Low	Low	Low	Low	Low	Low	Low	Low	Low	Low	Low	Mod	Low				
	Visibility	7	8	8	6	6	8	8	8	8	9	8	8	9	9	9	9	8	8	8	6	7	8	8	6	6	8
Corpus Christi, TX	Local Time (UTC -5)																										
	12 Hour Fog Threat	Low	Low		Low	Low	Low	Low	Low	Low	Low	Low	Low	Low	Low	Low	Low	Low	Low	Low	Low	Mod	Low	Mod	Low	Mod	Low
	Visibility	7	8	8	7	7	9	9	8	9	9	9	8	8	9	9	9	8	8	8	7	7	5	6	6	6	5
Freeport, TX	Local Time (UTC -5)																										
	12 Hour Fog Threat	Mod	Low	Low	Low	Low	Low	Low	Low	Low	Low	Low	Low	Low	Low	Low	Low	Low	Low	Low	Mod	Mod	Mod	Low	Low	Low	Low
	Visibility	6	9	8	6	6	8	8	7	8	9	8	7	8	9	9	8	8	9	8	5	6	5	7	5	4	7
Galveston, TX	Local Time (UTC -5)																										
	12 Hour Fog Threat	Low	Low	Low	Low	Low	Low	Mod	Low	Mod	Low	Low	Low	Low	Low	Low	Low	Low	Low	Mod	Low	Mod	Mod	Low	Low	Low	Low
	Visibility	7	9	8	7	6	9	7	6	6	9	8	6	8	9	8	7	8	9	7	5	6	8	8	5	4	8
Port Arthur, TX	Local Time (UTC -5)																										
	12 Hour Fog Threat	Low	Low	Low	Low	Low	Low	Low	Low	Low	Low	Low	Low	Low	Low	Low	Low	Low	Low	Low	Low	Mod	Mod	Low	Low	Low	Low
	Visibility	9	9	9	7	7	8	9	9	9	9	9	8	9	9	9	9	9	9	8	8	7	5	7	5	5	7
Lake Charles, LA	Local Time (UTC -5)																										
	12 Hour Fog Threat	Low	Low	Low	Low	Low	Low	Low	Low	Low	Low	Low	Low	Low	Low	Low	Low	Low	Low	Low	Mod	Low	Low	Low	Low	Low	Low
	Visibility	8	9	8	7	7	9	9	9	9	9	9	9	9	9	9	9	9	9	8	7	7	5	6	6	6	8
Marsh Island, LA	Local Time (UTC -5)																										
	12 Hour Fog Threat	Low	Low	Low	Low	Low	Low	Low	Low	Low	Low	Low	Low	Low	Low	Low	Low	Low	Low	Low	Mod	Low	Low	Low	Low	Low	Low
	Visibility	9	9	9	9	9	9	9	9	9	9	9	9	9	9	9	9	9	9	9	9	9	5	6	9	9	8
Port Fourchon, LA	Local Time (UTC -5)																										
	12 Hour Fog Threat	Low	Low	Low	Low	Low	Low	Low	Low	Low	Low	Low	Low	Low	Low	Low	Low	Low	Low	Low	Low	Low	Low	Low	Low	Low	Low
	Visibility	9	9	9	9	9	9	9	9	9	9	9	9	9	9	9	9	9	9	9	9	9	9	9	8	7	9
New Orleans, LA	Local Time (UTC -5)																										
	12 Hour Fog Threat	Low	Low	Low	Low	Low	Low	Low	Low	Low	Low	Low	Low	Low	Low	Low	Low	Low	Low	Low	Mod	Low	Low	Low	Low	Low	Low
	Visibility	8	9	9	6	7	9	9	8	8	9	9	9	9	9	9	9	9	9	8	8	9	5	5	7	6	9
Venice, LA	Local Time (UTC -5)																										
	12 Hour Fog Threat	Low	Low	Low	Low	Low	Low	Low	Low	Low	Low	Low	Low	Low	Low	Low	Low	Low	Low	Low	Low	Low	Low	Low	Low	Low	Low
	Visibility	9	9	9	9	9	9	9	9	9	9	9	9	9	9	9	9	9	9	9	9	9	9	9	9	9	9
Pascagoula, MS	Local Time (UTC -5)																										
	12 Hour Fog Threat	Low	Low	Low	Low	Low	Low	Low	Low	Low	Low	Low	Low	Low	Low	Low	Low	Low	Low	Low	Low	Low	Low	Low	Low	Low	Low
	Visibility	9	9	9	9	7	9	9	9	9	9	8	7	8	9	9	9	9	9	9	9	9	9	9	9	9	9
Mobile Bay, AL	Local Time (UTC -5)																										
	12 Hour Fog Threat	Low	Low	Mod	Low	Low	Low	Low	Low	Low	Low	Low	Low	Low	Low	Low	Low	Low	Low	Low	Low	Low	Low	Low	Low	Low	Low
	Visibility	7	9	8	5	6	9	8	7	8	9	8	7	8	9	9	9	9	9	8	9	9	8	6	6	9	8
Tampa, FL	Local Time (UTC -4)																										
	12 Hour Fog Threat	Low	Low	Low	Low	Low	Low	Low	Low	Low	Low	Low	Low	Low	Low	Low	Low	Low	Low	Low	Low	Low	Low	Low	Low	Low	Low
	Visibility	9	9	9	9	9	9	9	9	9	9	9	9	9	9	9	9	9	9	9	9	9	9	9	9	9	9

Forecast Issued
24-Apr-2024
1000 UTC

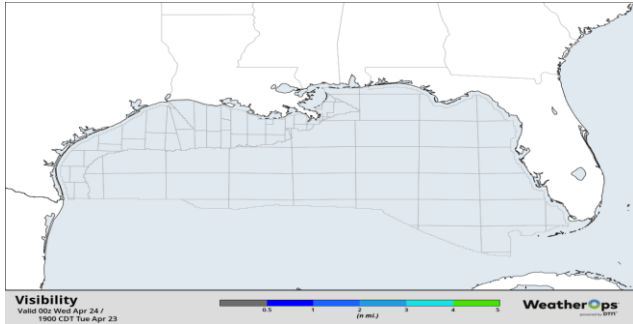
Weather Trigger	Green	Yellow	Red
Fog Threat*	Low	Moderate	High
Visibility**	> 3 nautical miles	> 1 to ≤ 3 nm	≤ 1 nautical mile

*Fog Threat identifies the potential for fog to develop that may reduce visibility below 3 miles.

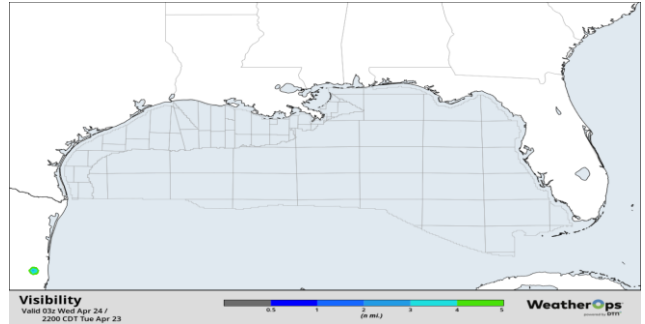
**Note that visibility accounts for both fog and precipitation impacts. As a result, a forecast for low visibility is not always a direct result of sea fog.

Sea Fog and Visibility Threat Assessment

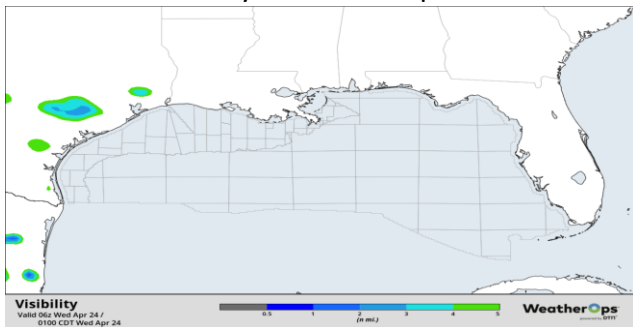
Visibility Forecast 0600 CT Apr-24



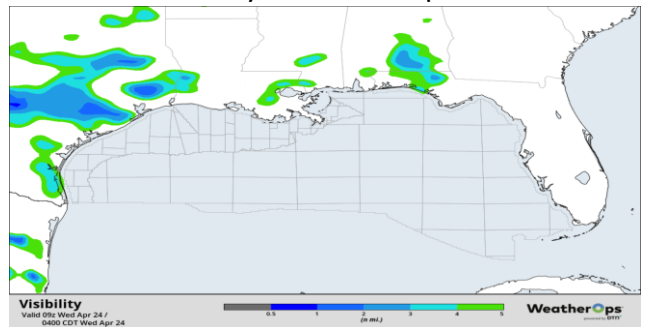
Visibility Forecast 0900 CT Apr-24



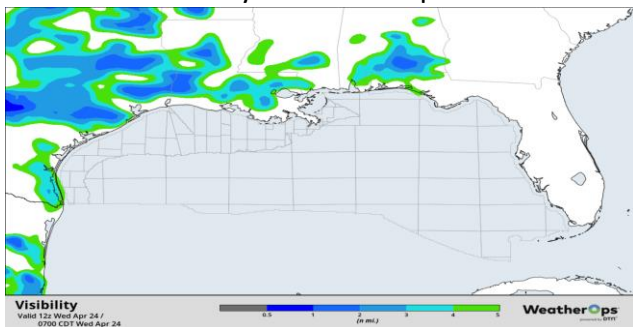
Visibility Forecast 1200 CT Apr-24



Visibility Forecast 1500 CT Apr-24



Visibility Forecast 1800 CT Apr-24



Visibility Forecast 0600 CT Apr-25

